

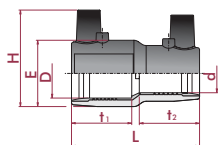
PE. 09. EF

- Reducer
- Electrofusion

- Réduction
- Electro-soudable

- Ridotto
- Elettrosaldabile

- Muffe reduziert
- Heizwendelschweißen



D x d	CODE	REF.	E	T1	T2	L	H
25 x 20	30957	45 09 025 *	34	43	38	82	54
32 x 20	30958	45 09 033 *	42	43	39	90	62
32 x 25	30959	45 09 032 *	44	40	40	85	64
40 x 32	30960	45 09 040 *	52	42	43	90	70
50 x 32	30961	45 09 051 *	63	47	42	98	82
63 x 32	30962	45 09 065 *	77	53	42	117	100
63 x 40	30963	45 09 064 *	81	55	44	117	100
63 x 50	30964	45 09 063 *	77	53	47	117	100
90 x 50	30965	45 09 077 *	117	72	49	142	135
90 x 63	30966	45 09 076 *	113	67	63	148	130
110 x 63	30967	45 09 112 *	132	72,5	63	158	149
110 x 90	30968	45 09 110 *	137	84	78	187	155
125 x 63	30969	45 09 128 *	160	90	65	165	178
125 x 90	30970	45 09 126 *	155	89	76	205	178
125 x 110	30971	45 09 125 *	152	58	51	122	167
160 x 90	30972	45 09 163 *	193	75	68	173	205
160 x 110	30973	45 09 162 *	193	75	72	178	205
160 x 125	30974	45 09 161 *	193	75	72	178	205
200 x 160	30975	45 09 201 *	253	112	105	240	163
225 x 160	30976	45 09 227 *	275	115	105	240	290

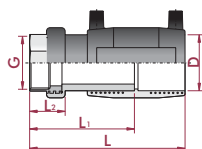
PE. 39. EFFT

- PE/stainless steel union
- Electrofusion x BSP female thread

- Manchon d'adaptation PE/inox
- Electro-soudable x Femelle à visser BSP

- Manicotto di adattamento PE/inox
- Elettrosaldabile x filetto femmina BSP

- Anpassung Winkel PE/inox
- Heizwendelschweißen x Innengewinde BSP



D x G	CODE	REF.	L	L ₁	L ₂
20 x 1/2"	29381	45 39 420 *	120	84	50
25 x 3/4"	29382	45 39 425 *	120	84	50
32 x 1"	29383	45 39 432 *	126	90	56
40 x 1 1/4"	29384	45 39 440 *	143	100	59
50 x 1 1/2"	29385	45 39 450 *	153	108	66
63 x 2"	29386	45 39 463 *	171	122	74
75 x 2 1/2"	29387	45 39 475 *	192	138	87
90 x 3"	29388	45 39 490 *	218	158	100
110 x 4"	29389	45 39 510 *	241	167	94

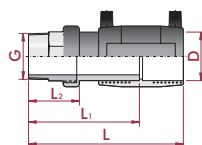
PE. 39. EFMT

- PE/stainless steel union
- Electrofusion x BSP male thread

- Manchon d'adaptation PE/inox
- Electro-soudable x Mâle à visser BSP

- Manicotto di adattamento PE/inox
- Elettrosaldabile x filetto maschio BSP

- Anpassung Winkel PE/inox
- Heizwendelschweißen x Aussengewinde BSP



D x G	CODE	REF.	L	L ₁	L ₂
20 x 1/2"	29390	45 39 220 *	134	98	64
25 x 3/4"	29391	45 39 225 *	138	102	68
32 x 1"	29392	45 39 232 *	144	108	74
40 x 1 1/4"	29393	45 39 240 *	165	122	81
50 x 1 1/2"	29394	45 39 250 *	176	131	89
63 x 2"	29395	45 39 263 *	195	146	98
75 x 2 1/2"	29396	45 39 275 *	214	160	109
90 x 3"	29397	45 39 290 *	243	183	125
110 x 4"	29398	45 39 310 *	277	203	130